

QUICK CALCULATIONS for WALK-IN COOLERS

DIMENSIONS (FEET)	ROOM AREA (SQ. FT.)	ROOM VOLUME (CU. FT.)	BTUH TYPICAL LOAD	BTUH HEAVY
40' x 40'	1600	12800	6228	6750
40' x 36'	1440	11520	5528	5970
40' x 32'	1280	10240	4828	5170
40' x 28'	1120	8960	4128	4370
40' x 24'	960	7680	3428	3670
40' x 20'	800	6400	2728	2870
36' x 40'	1440	11520	5528	5970
36' x 36'	1296	10368	4928	5270
36' x 32'	1152	9216	4328	4570
36' x 28'	1008	8064	3728	3970
36' x 24'	864	6912	3128	3370
36' x 20'	720	5760	2528	2770
32' x 40'	1280	10240	4828	5170
32' x 36'	1152	9216	4228	4470
32' x 32'	1024	8192	3628	3870
32' x 28'	896	7168	3028	3270
32' x 24'	768	6144	2428	2670
32' x 20'	640	5120	1828	2070
28' x 40'	1120	8960	4128	4370
28' x 36'	1008	8064	3528	3770
28' x 32'	896	7168	2928	3170
28' x 28'	784	6272	2328	2570
28' x 24'	672	5376	1728	1970
28' x 20'	560	4480	1128	1370
24' x 40'	960	7680	3428	3670
24' x 36'	864	6912	2828	3070
24' x 32'	768	6144	2228	2470
24' x 28'	672	5376	1628	1870
24' x 24'	576	4608	1028	1270
24' x 20'	480	3840	428	670

35°F. ROOM

(add 15% to loads for 10' height)



QUICK CALCULATIONS for WALK-IN COOLERS and FREEZERS

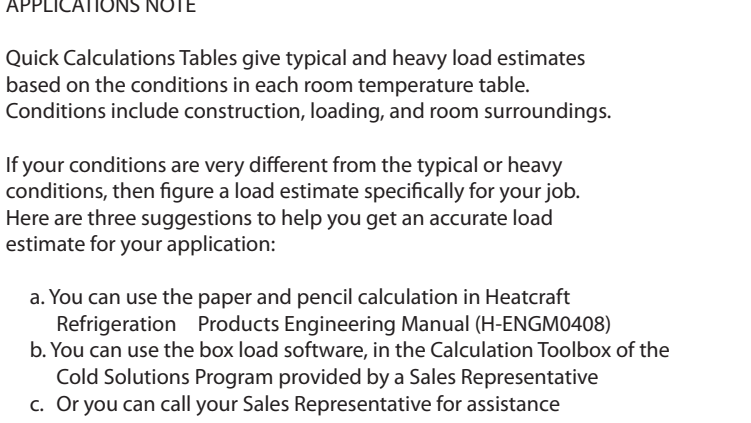
BTUH LOADS for:
6' X 6' to 40' X 40' Rooms
with 8' Ceilings
at -20°F. to +35°F.
Based on 95°F. Ambient

QUICK CALCULATIONS for COOLERS

DIMENSIONS (FEET)	ROOM AREA (SQ. FT.)	ROOM VOLUME (CU. FT.)	BTUH TYPICAL LOAD	BTUH HEAVY
40' x 40'	1600	12800	6228	6750
40' x 36'	1440	11520	5528	5970
40' x 32'	1280	10240	4828	5170
40' x 28'	1120	8960	4128	4370
40' x 24'	960	7680	3428	3670
40' x 20'	800	6400	2728	2870
36' x 40'	1440	11520	5528	5970
36' x 36'	1296	10368	4928	5270
36' x 32'	1152	9216	4328	4570
36' x 28'	1008	8064	3728	3970
36' x 24'	864	6912	3128	3370
36' x 20'	720	5760	2528	2770
32' x 40'	1280	10240	4828	5170
32' x 36'	1152	9216	4228	4470
32' x 32'	1024	8192	3628	3870
32' x 28'	896	7168	3028	3270
32' x 24'	768	6144	2428	2670
32' x 20'	640	5120	1828	2070
28' x 40'	1120	8960	4128	4370
28' x 36'	1008	8064	3528	3770
28' x 32'	896	7168	2928	3170
28' x 28'	784	6272	2328	2570
28' x 24'	672	5376	1728	1970
28' x 20'	560	4480	1128	1370
24' x 40'	960	7680	3428	3670
24' x 36'	864	6912	2828	3070
24' x 32'	768	6144	2228	2470
24' x 28'	672	5376	1628	1870
24' x 24'	576	4608	1028	1270
24' x 20'	480	3840	428	670

30°F. ROOM

(add 15% to loads for 10' height)



QUICK CALCULATIONS for WALK-IN COOLERS and FREEZERS

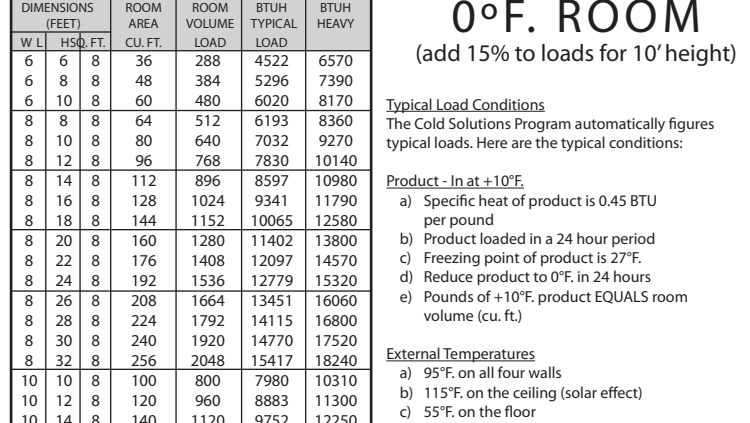
BTUH LOADS for:
6' X 6' to 40' X 40' Rooms
with 8' Ceilings
at -20°F. to +35°F.
Based on 95°F. Ambient

QUICK CALCULATIONS for COOLERS

DIMENSIONS (FEET)	ROOM AREA (SQ. FT.)	ROOM VOLUME (CU. FT.)	BTUH TYPICAL LOAD	BTUH HEAVY
40' x 40'	1600	12800	6228	6750
40' x 36'	1440	11520	5528	5970
40' x 32'	1280	10240	4828	5170
40' x 28'	1120	8960	4128	4370
40' x 24'	960	7680	3428	3670
40' x 20'	800	6400	2728	2870
36' x 40'	1440	11520	5528	5970
36' x 36'	1296	10368	4928	5270
36' x 32'	1152	9216	4328	4570
36' x 28'	1008	8064	3728	3970
36' x 24'	864	6912	3128	3370
36' x 20'	720	5760	2528	2770
32' x 40'	1280	10240	4828	5170
32' x 36'	1152	9216	4228	4470
32' x 32'	1024	8192	3628	3870
32' x 28'	896	7168	3028	3270
32' x 24'	768	6144	2428	2670
32' x 20'	640	5120	1828	2070
28' x 40'	1120	8960	4128	4370
28' x 36'	1008	8064	3528	3770
28' x 32'	896	7168	2928	3170
28' x 28'	784	6272	2328	2570
28' x 24'	672	5376	1728	1970
28' x 20'	560	4480	1128	1370
24' x 40'	960	7680	3428	3670
24' x 36'	864	6912	2828	3070
24' x 32'	768	6144	2228	2470
24' x 28'	672	5376	1628	1870
24' x 24'	576	4608	1028	1270
24' x 20'	480	3840	428	670

30°F. ROOM

(add 15% to loads for 10' height)



QUICK CALCULATIONS for WALK-IN COOLERS and FREEZERS

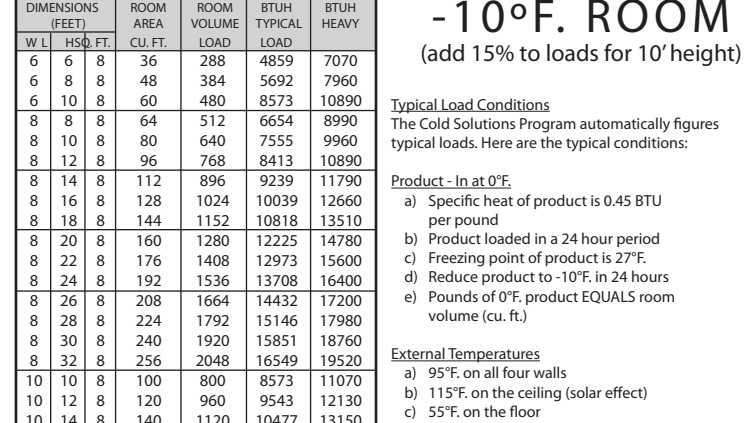
BTUH LOADS for:
6' X 6' to 40' X 40' Rooms
with 8' Ceilings
at -20°F. to +35°F.
Based on 95°F. Ambient

QUICK CALCULATIONS for COOLERS

DIMENSIONS (FEET)	ROOM AREA (SQ. FT.)	ROOM VOLUME (CU. FT.)	BTUH TYPICAL LOAD	BTUH HEAVY
40' x 40'	1600	12800	6228	6750
40' x 36'	1440	11520	5528	5970
40' x 32'	1280	10240	4828	5170
40' x 28'	1120	8960	4128	4370
40' x 24'	960	7680	3428	3670
40' x 20'	800	6400	2728	2870
36' x 40'	1440	11520	5528	5970
36' x 36'	1296	10368	4928	5270
36' x 32'	1152	9216	4328	4570
36' x 28'	1008	8064	3728	3970
36' x 24'	864	6912	3128	3370
36' x 20'	720	5760	2528	2770
32' x 40'	1280	10240	4828	5170
32' x 36'	1152	9216	4228	4470
32' x 32'	1024	8192	3628	3870
32' x 28'	896	7168	3028	3270
32' x 24'	768	6144	2428	2670
32' x 20'	640	5120	1828	2070
28' x 40'	1120	8960	4128	4370
28' x 36'	1008	8064	3528	3770
28' x 32'	896	7168	2928	3170
28' x 28'	784	6272	2328	2570
28' x 24'	672	5376	1728	1970
28' x 20'	560	4480	1128	1370
24' x 40'	960	7680	3428	3670
24' x 36'	864	6912	2828	3070
24' x 32'	768	6144	2228	2470
24' x 28'	672	5376	1628	1870
24' x 24'	576	4608	1028	1270
24' x 20'	480	3840	428	670

30°F. ROOM

(add 15% to loads for 10' height)



QUICK CALCULATIONS for WALK-IN COOLERS and FREEZERS

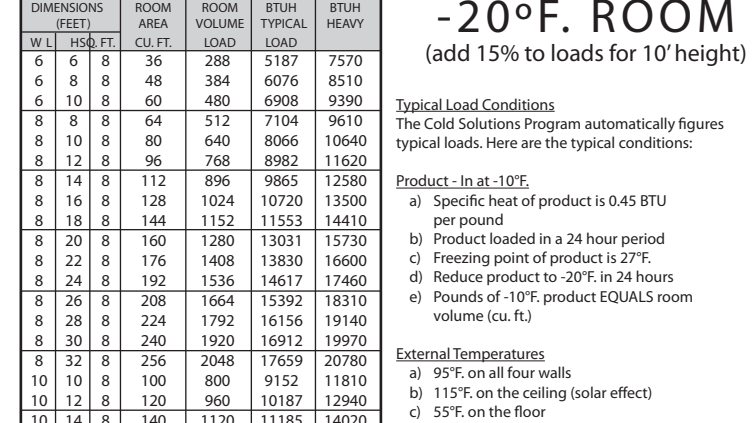
BTUH LOADS for:
6' X 6' to 40' X 40' Rooms
with 8' Ceilings
at -20°F. to +35°F.
Based on 95°F. Ambient

QUICK CALCULATIONS for COOLERS

DIMENSIONS (FEET)	ROOM AREA (SQ. FT.)	ROOM VOLUME (CU. FT.)	BTUH TYPICAL LOAD	BTUH HEAVY
40' x 40'	1600	12800	6228	6750
40' x 36'	1440	11520	5528	5970
40' x 32'	1280	10240	4828	5170
40' x 28'	1120	8960	4128	4370
40' x 24'	960	7680	3428	3670
40' x 20'	800	6400	2728	2870
36' x 40'	1440	11520	5528	5970
36' x 36'	1296	10368	4928	5270
36' x 32'	1152	9216	4328	4570
36' x 28'	1008	8064	3728	3970
36' x 24'	864	6912	3128	3370
36' x 20'	720	5760	2528	2770
32' x 40'	1280	10240	4828	5170
32' x 36'	1152	9216	4228	4470
32' x 32'	1024	8192	3628	3870
32' x 28'	896	7168	3028	3270
32' x 24'	768	6144	2428	2670
32' x 20'	640	5120	1828	2070
28' x 40'	1120	8960	4128	4370
28' x 36'	1008	8064	3528	3770
28' x 32'	896	7168	2928	3170
28' x 28'	784	6272	2328	2570
28' x 24'	672	5376	1728	1970
28' x 20'	560	4480	1128	1370
24' x 40'	960	7680	3428	3670
24' x 36'	864	6912	2828	3070
24' x 32'	768	6144	2228	2470
24' x 28'	672	5376	1628	1870
24' x 24'	576	4608	1028	1270
24' x 20'	480	3840	428	670

30°F. ROOM

(add 15% to loads for 10' height)



QUICK CALCULATIONS for WALK-IN COOLERS and FREEZERS

BTUH LOADS for:
6' X 6' to 40' X 40' Rooms
with 8' Ceilings
at -20°F. to +35°F.
Based on 95°F. Ambient